



Royalty Theatre Calisthenics Lighting Guide

In this guide you will find photos and videos of the lighting that is available at The Royalty Theatre. Short list below of what to expect.

Stage Washes, spots, lines

Colour washes stage and cyc

Gobo Patterns.

Chases and effects

Short tips n tricks at the end.



Stage Washes



#2
Full Stage



#3
Front Half



#4
Back Half



#52
Full Stage Low



#53
Front Half Low



#54
Back Half Low



Colours Stage Washes



#7
Blue
Stage



#8
Orange
Stage



#9
Red
Stage



#10
Green
Stage



#11
Amber
Stage



#13
Aqua
Stage



#14
Pink
Stage



#12
Yellow
Stage



#15
Magenta
Stage



#16
Purple
Stage



#17
Warm
Stage



#18
Light Blue
Stage



Colours Cyc Washes



#32

**Blue
CYC**



#33

**Orange
CYC**



#34

**Red
CYC**



#35

**Green
CYC**



#36

**Amber
CYC**



#38

**Aqua
CYC**



#39

**Pink
CYC**



#37

**Yellow
CYC**



#40

**Magenta
CYC**



#41

**Purple
CYC**



#42

**Warm
CYC**



#43

**Light Blue
CYC**



Full 70 #27, Stage and Cyc Colour



#57
Blue



#58
Orange



#59
Red



#60
Green



#61
Amber



#63
Aqua



#64
Pink



#62
Yellow



#65
Magenta



#66
Purple



#67
Warm



#68
Light Blue



Spots



#73

Spot 1

OP DS



#74

Spot 2


C DS



#75

Spot 3

P DS



#48

Spot 4

OP C



#49

Spot 5

Centre



#50

Spot 6

P C



#23

Spot 7

OP US



#24

Spot 8

C US



#25

Spot 9

P US



#100

All 9

Spots



#99

Dice 5

1,3,5,7,9



#98

Diamond

2,4,6,8



#22

Spot 10

Hits Cyc



Spot Lines, Blinders



#97

OP Line

1,4,7



#72

Centre

Line 2,5,8



#47

P Line

3,6,9



#69

Diagonal

Line 1,5,9



#70

Diagonal

Line 3,5,7



#71

Both

Diagonal



#94

**Front
Line**



#95

Mid Line



#96

Rear Line



#76

Blinders




#77 OP

Blinder



#78 P

Blinder



#79 Low

Blinders



Colour Chases Effects

MBPP =
Magenta/Blue/Pink/Purple



CL2
4 Colour
CYC



CL3
4 Colour
Stage



CL4
9 Colour
CYC



CL5
9 Colour
Stage



CL6
BMPP
CYC



CL7
BMPP
Stage



CL8
Fade 4
Colour
CYC



CL9
Fade 4
Colour
Stage



CL10
Fade 9
Colour
CYC



CL11
Fade 9
Colour
Stage



CL12
Fade
MBPP
CYC



CL13
Fade
MBPP
Stage



Effects and Chases



CL14
Random
Spot



CL15
Revolting
Spots



CL16
Revolting
Spots Fade



CL17
Corners/
Inners



#147
Random
Spots



#148
Random
Fade Spots



#149
All Pulse



#150
Random
Colours
Stage



Gobo Patterns

All can rotate. Can be on stage and
cyc at the same time. But not
separate patterns



#185

Rotate 1
Fans




#186

Rotate 2



#187

Rotate 3
People
Stage only



#188

Rotate 4
Ovals



#189

Rotate 5
Ropes




#190

Rotate 6
lines



#191

Rotate 7
Break up
Stage only




#210

Static 1




#211

Static 2




#212

Static 3




#213

Static 4




#214

Static 5




#215

Static 6



#216

Static 7



#217

Static 8

Dots



Tips n Tricks

Any Combo of stage wash/spots can be used with colour chases (Example Front half + 9 Col Chase stage. #3 and CL5) colours on stage and cyc can be different Eg. (Blue stage/red cyc)

you cant just have colour on the stage without a spot or white wash on, unless its an opening preset.

The Cyc can be used to make Opening Silhouette effects. Blue, yellow and red are the strongest colours

Blinders are really good for making shadows on the cyc and be split into op or p or both. Can also be dimmed to half.

Remember the projector will output what ever your dlp has, there is no shutter on it. So if you call blackout and your video is still playing, your competitors will be seen still.

Moving gobo on stage can be paired with a gobo patterns or left open. Default is open.

All Cues fade times are listed below

Solo/duo/core teams items 1.2 seconds in, 2.4 seconds out.

Graceful and Team Aesthetics are 2 seconds in 3 seconds out

Three types of blackouts. Snap 0 seconds, Fast fade 1.2 Seconds, Standard fade blackout 2 seconds. Being leds the snap blackout is instant.

Writing cues Sheets. Recommended to use the below format. Presets first, than a description after. This makes it easy to read

Q1 27,7,82 (full 70, blue stage, blue cyc DLP)

Q2 28,16,91,204,160,185 (front half 70, purple stage, purple cyc DLP, Rot 1 Full stage)

Q3 14,39,49 (Pink Stage,Pink Cyc, Spot 5)

Q4 SNAP BLACKOUT